



Ca-le tank™

Closed Top Series



CERTIFIED & APPROVED BY:



Manufactured to MALAYSIAN STANDARD MS 1225 : Pt 2 : 2006



Ca-le tank™

Closed Top Series

Ca-le tank are manufactured using the Rotation Molding Process has been proven producing a Seamless One Piece tank that minimises the risk of leaking. Hexene materials from Food Grade, UV 15 polyethylene, are tested to ensure the product safe for use in contact with drinking water. Ca-le tank ensures they resist the Algae Growth by inhibiting the transmission of light. A minimum wall thickness is produced accordance to MS 1225 : PART 2 2006.



Heritage Red*



Roto Blue*



Dark Green*




Black*

* Colour may defer slightly from actual product due to printing technique.

* For other colours please contact us.

Standard Fittings Provided (Outlet, Drain & Overflow)

Nylon Female Threaded (FT)
Connector
For 3,500 gallons & below



G.I Female Threaded (FT)
Flange
For 4,000 gallons & above

ADVANTAGES & BENEFITS



FOOD GRADE

Tested and certified in accordance to AS/NSZ 4020: 2005. Safe in contact with drinking water and free of cytotoxic activity and algae.



EASY HANDLING

Lightweight ease handling, transportation & installation.



CHEMICAL RESISTANT

Please contact us for further details.



STRONG, SEAMLESS, LEAKPROOF

One piece seamless construction. Leakproof and strong.



MODULAR INSTALLATION SYSTEM

Multiple tanks system can be installed to meet large storage capacity requirements.



MATCH ROOFING TILES

Various colour selection to suit roofing tiles colour & building finishing.



UV REFLECT

Fulfill the Thermal Stability Test and UV level in accordance to AS/NSZ 4766 and ASTM D2565.



BACTERIA FREE

Tested and certified in accordance to AS/NSZ 4020: 2005. Passed without Growth of Aquatic Micro-organisms.



PREMIUM MATERIAL

Polyethylene Hexene Grade rated UV15. High stiffness and hardness with excellent impact strength.



NETWORK

Selangor - Shah Alam
Johor - Batu Pahat
Kelantan - Kota Bahru

Closed Top Series

| SQUARE SERIES | Overall Dimension in mm (inches) | | | Effective Capacity | | Nominal Capacity | |
|---------------|----------------------------------|-----------|----------|--------------------|---------|------------------|---------|
| Model | Length | Width | Height | Litres | Gallons | Litres | Gallons |
| ST250 | 1390 (55) | 1130 (44) | 930 (37) | 1100 | 250 | 1360 | 300 |

| CIRCULAR SERIES | Diameter | Height | Litres | Gallons | Litres | Gallons |
|-----------------|------------|------------|--------|---------|--------|---------|
| Model | | | | | | |
| CT 350 | 1240 (49) | 1440 (56) | 1590 | 350 | 1720 | 380 |
| CT 450 | 1450 (57) | 1460 (57) | 2040 | 450 | 2410 | 530 |
| CT 550 | 1450 (57) | 1770 (70) | 2500 | 550 | 2910 | 640 |
| CT 600 | 1450 (57) | 2070 (81) | 3090 | 680 | 3410 | 750 |
| CT 700 | 1600 (63) | 1890 (74) | 3410 | 750 | 3810 | 840 |
| CT 800 | 1600 (63) | 2130 (84) | 3860 | 850 | 4270 | 940 |
| CT 900 | 1600 (63) | 2370 (93) | 4360 | 960 | 4770 | 1050 |
| CT 900 A | 2350 (93) | 1200 (47) | 4090 | 900 | 5180 | 1140 |
| CT 1000 | 1600 (63) | 2620 (103) | 4860 | 1070 | 5270 | 1160 |
| CT 1000 A | 2440 (96) | 1250 (49) | 4900 | 1080 | 5860 | 1290 |
| CT 1000 B | 1905 (75) | 1800 (71) | 4540 | 1000 | 4700 | 1040 |
| CT 1150 | 1600 (63) | 2850 (112) | 5360 | 1180 | 5720 | 1260 |
| CT 1250 | 1600 (63) | 3090 (122) | 5810 | 1280 | 6220 | 1370 |
| CT 1250A | 1905 (75) | 2110 (83) | 5810 | 1280 | 6220 | 1320 |
| CT 1500 | 2440 (96) | 1650 (65) | 6810 | 1500 | 7310 | 1610 |
| CT 1500A | 1905 (75) | 2600 (102) | 6810 | 1500 | 7310 | 1630 |
| CT 2000 | 2440 (96) | 2210 (87) | 9400 | 2070 | 10810 | 2380 |
| CT 2500 | 2440 (96) | 2650 (104) | 11580 | 2550 | 11990 | 2640 |
| CT 3000 | 2440 (96) | 3200 (124) | 14030 | 3090 | 14990 | 3300 |
| CT 3500 | 2440 (96) | 3510 (138) | 15890 | 3500 | 16430 | 3620 |
| CT 4000 | 2800 (110) | 3250 (128) | 19020 | 4190 | 20020 | 4410 |
| CT 5000 | 2800 (110) | 4000 (158) | 23380 | 5150 | 24650 | 5430 |
| CT 6000 | 2800 (110) | 4600 (180) | 27830 | 6000 | 29060 | 6300 |
| CT 7000 | 2800 (110) | 5460 (215) | 31780 | 7000 | 33640 | 7410 |
| CT 8000 | 3500 (138) | 4420 (174) | 37430 | 8240 | 42530 | 9370 |
| CT10000 | 3500 (138) | 5380 (212) | 45510 | 10030 | 51770 | 11400 |

- * **Warranty :**
- i. HEXENE UV15 - Colour - 15 years for indoor and 10 years for outdoor from date of purchase.
 - ii. HEXENE UV15 - Black - 10 years for indoor and 8 years for outdoor from date of purchase.

Provided you have satisfied the following conditions :-

- a. All Drain & Outlet piping connection, strictly to be assembly with Flexible Joint. (Refer to Catalogue)
- b. Verification through ROTO authorised distributors / dealer's chop in Malaysia with our serial number written.
- c. We shall not be held responsible for any defects or damage to the tank if the Installation Guidance are not adhered to.
- d. This warranty does not cover damages done during installation, misuse, negligence or accident in your project site.
- e. Our liability is limited to repair or replace (without installation) of the defective tank due to manufacturer's defect.
- f. Our Ca-le tank are used for cold water storing on elevated even surface, free of debris or stone.
- g. Should be effective and enforceable by the purchaser only upon receipt of full payment for the product(s) purchased.
- h. Fittings / accessories / parts provided are not covered or applicable in our warranty.

Disclaimer : All figures given in these tables are estimates only due to possible shrinkage in the molding processes. If dimensions are critical in your applications, please reconfirm with the manufacturer.

Rights reserved to alter the design details and specifications without prior notice as the continuous improvement achieved.

Storage

DO'S ✓

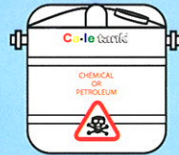


- Before installation, check tank thoroughly to ensure it is in good condition. If in doubt refer to manufacturer, dealer or agent

DON'T ✗



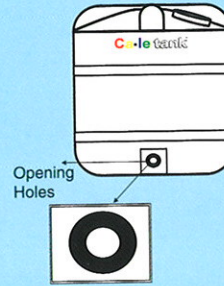
Do not place near fire or other source with heat.



- Do not place near fire or other source with heat.
- Do not store petroleum or chemical liquid base.
- For chemical storage please refer to manufacturer, dealer or agent.


Opening Holes

DO'S ✓



- Install fittings and nozzles on flat surface provided.
- Used hole saw to produce round holes with smooth clean cut edges free notches.

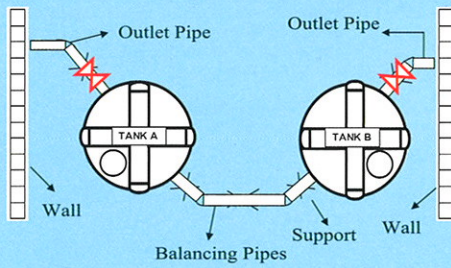
DON'T ✗



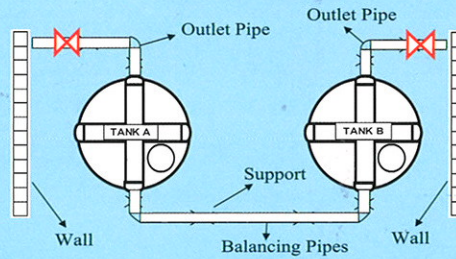
- Opening holes must free from notches and round clean cut.

Joints, Connection and Supports

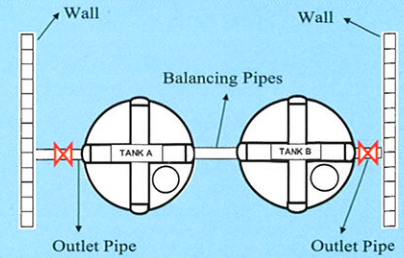
DO'S ✓



DO'S ✓




DON'T ✗



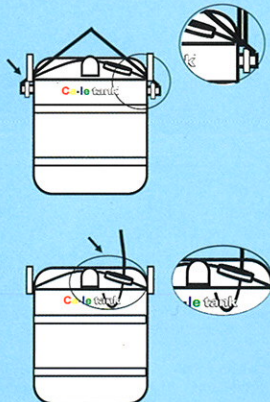
Handling, Lifting & Hoisting

DO'S ✓



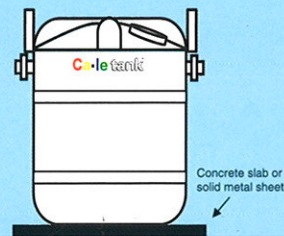
- Strictly Lifted / Unloaded using crane or similar by using ropes or nylons slings to lift lugs provided NOT lifting at side fittings.

DON'T ✗




Based Support

DO'S ✓



- Base support must be LEVEL, RIGID, STABLE and SMOOTH SURFACED without debris /stone

DON'T ✗



MANUFACTURED BY: